


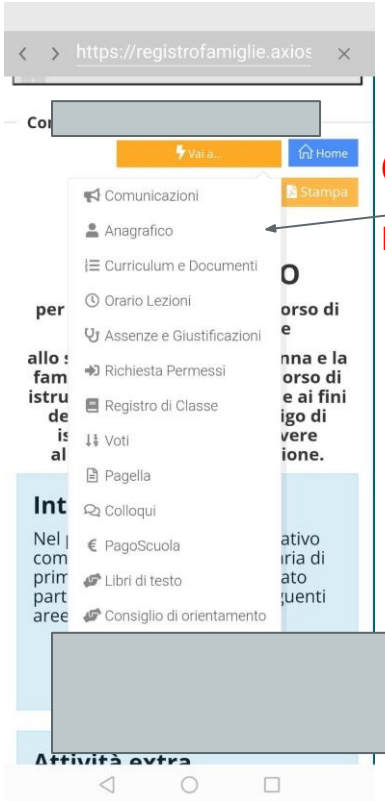
AXIOS ELECTRONIC REGISTER

TUTORIAL



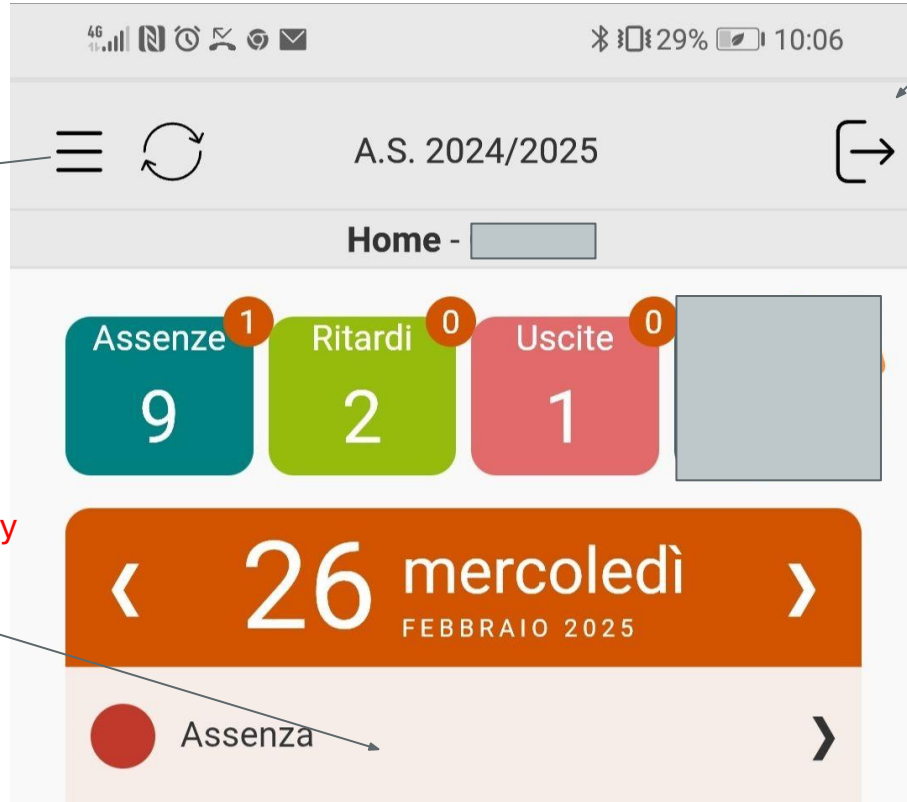
HOME screen displayed from the AXIOS application

To exit axios



Commands menu

HIGHLIGHTS:
communications;
absences-
lateness-exits to
justify; disciplinary
notes; grades



HOME screen displayed from the AXIOS website

Commands menu

To change the password and exit axios.

Use the arrows to change the day.

Topics of the day.

The screenshot shows the AXIOS website interface. At the top, there is a dark green header with the text 'SCUOLA DIGITALE' on the left and 'Anno Scolastico 2024/2025' on the right. Below the header is a grid of colorful tiles representing various school services. On the left side, a sidebar is open, displaying a list of topics for the current day. Annotations with arrows point to specific elements: 'Commands menu' points to a small icon in the top right of the header; 'To change the password and exit axios.' points to a small icon in the top right of the header; 'Use the arrows to change the day.' points to the top of the sidebar; and 'Topics of the day.' points to the list of topics in the sidebar.

Tile Label	Tile Label	Tile Label	Tile Label
Comunicazioni	Anagrafico	Orario Lezioni	Assenze e Giustificazioni
Richiesta Permessi	Registro di Classe	Valutazioni	Pagella
Colloqui	PagoScuola	Collabora	Sportello Digitale

How to read communications



Ministero della Pubblica Istruzione e del Merito
Istituto Comprensivo Statale "A. MANZONI" - Via Adda 36 - 20032 Cormano




Scuole dell'infanzia Dante
Scuola Primaria I Maggio
Scuola Secondaria di primo grado di Via Adda

Circ. n°

Cormano, 11 Febbraio 2025

Ai Docenti
Alle famiglie delle classi terze secondaria
Ai DSGA e personale ATA
Sito web
Registro elettronico

OGGETTO

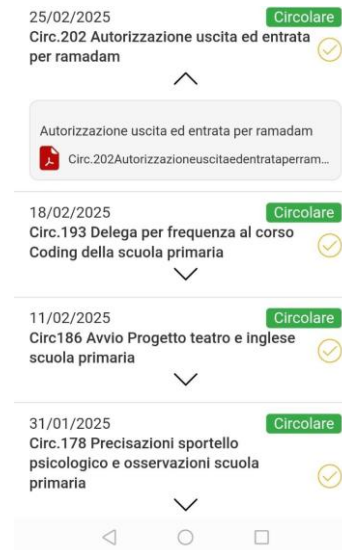
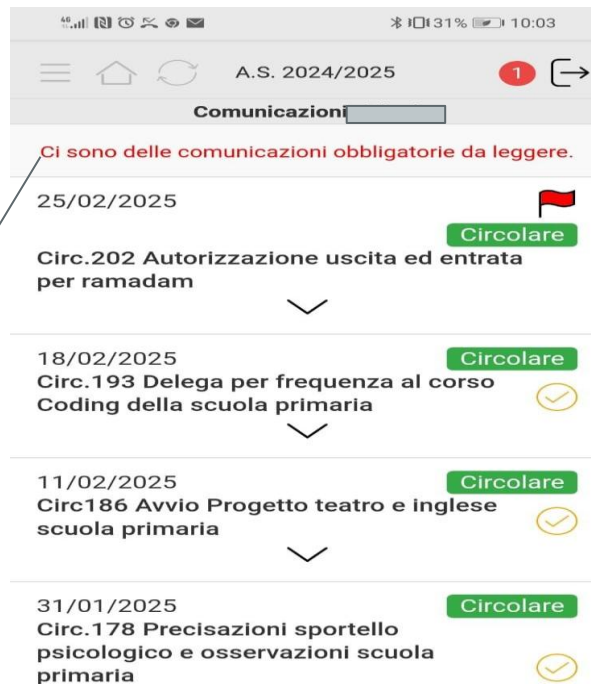


FROM THE APP

Communications and circulars Click on the Home or in the “Commands menu” and then on “Communications”. Communications to be read are highlighted with a red flag.



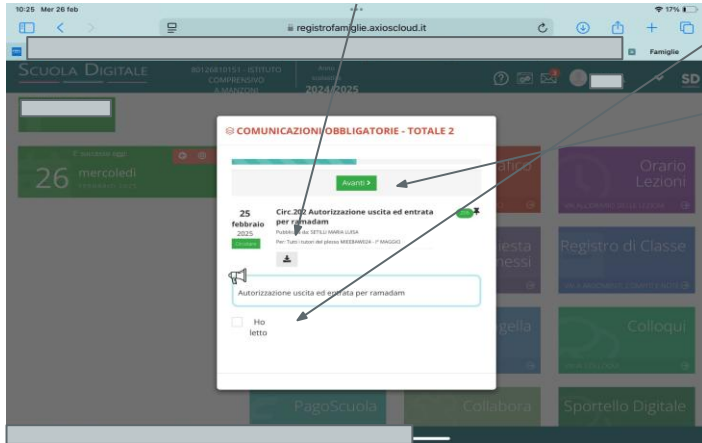
Download communications.



There are mandatory communications to read

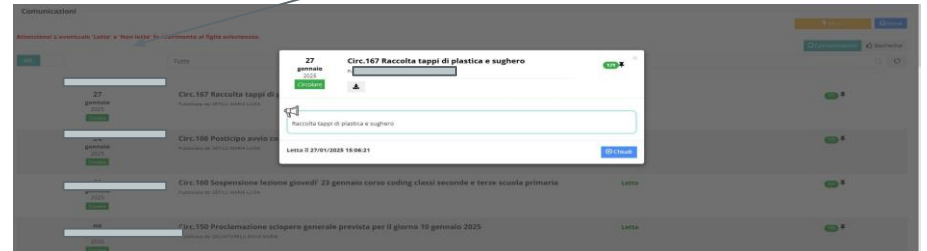
FROM THE WEBSITE: COMMUNICATIONS AND CIRCULARS

Communications to be read are highlighted on the home page. Download the communication, choose the “I READ” option and click on “NEXT”



To view a communication already read, go to HOME and then click on COMMUNICATIONS.

List of communications already read.



How to check and justify absences, late entries or early exits

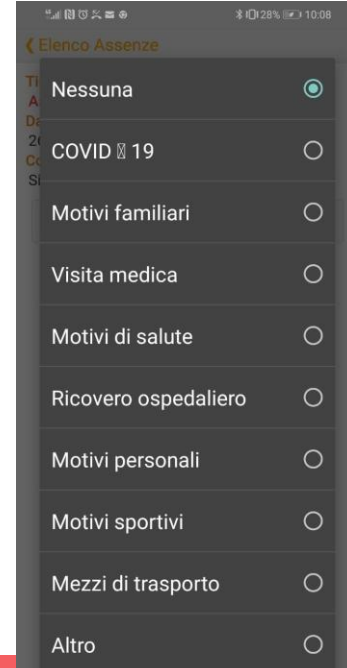
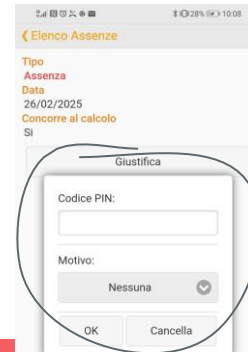
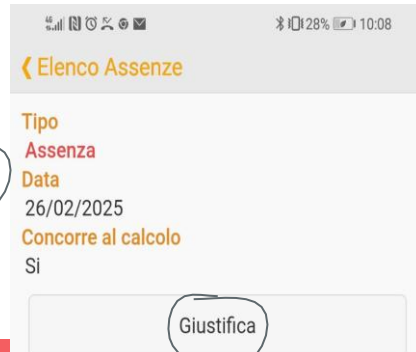
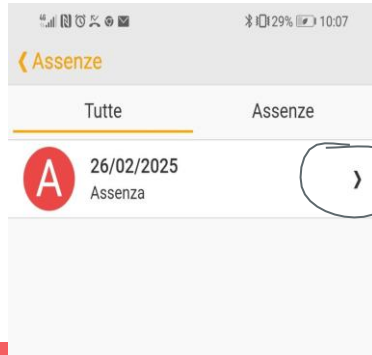


FROM THE APP: Absences and justifications.

Absences (lateness and exits) to be justified are highlighted

Click on Home or in the “Command Menu” and then on “Absences and Justifications”

Follow these steps to justify

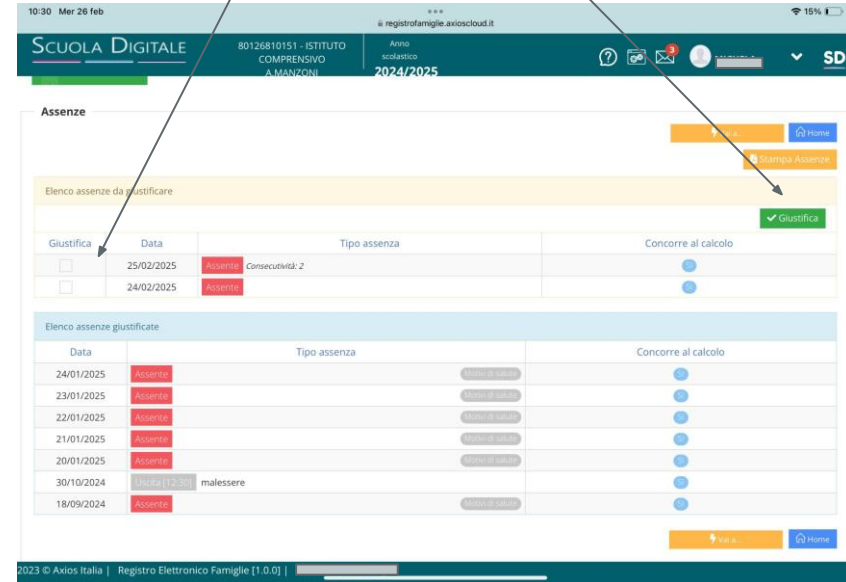


FROM THE WEBSITE: Absences and justifications

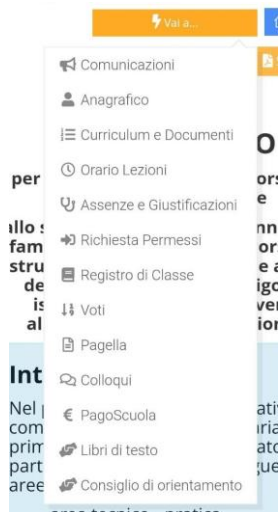
Go to Home and click on
“Absences and Justifications”



Select and justify absences



Other register functions



Evaluations: (only for Secondary School) to view grades

Class register: to view activities carried out in class



PagoScuola: to view payment notices

Report card: to view and download the report card